Part No. WFIL-D840-865F

I.S:60dB L1:840-845MHz L2:860-865MHz Diplexer/N



Features:

- Low VSWR
- Low Insertion Loss
- High Performance

Electrical Specification	
Description	Diplexer Filter
Low Passband	840-845MHz
High Passband	860-865MHz
Co-Chanel Isolation	60dB min.
Insertion Loss	1.0dB max.
Return Loss	15dB min.
Passband Ripple	0.5dB max.
Impedance	50 Ohm
Power Handling	20W
Connector Type	N Female

Environmental Specification	
Operating Temperature	0～+50℃

Outline

Unit:mm

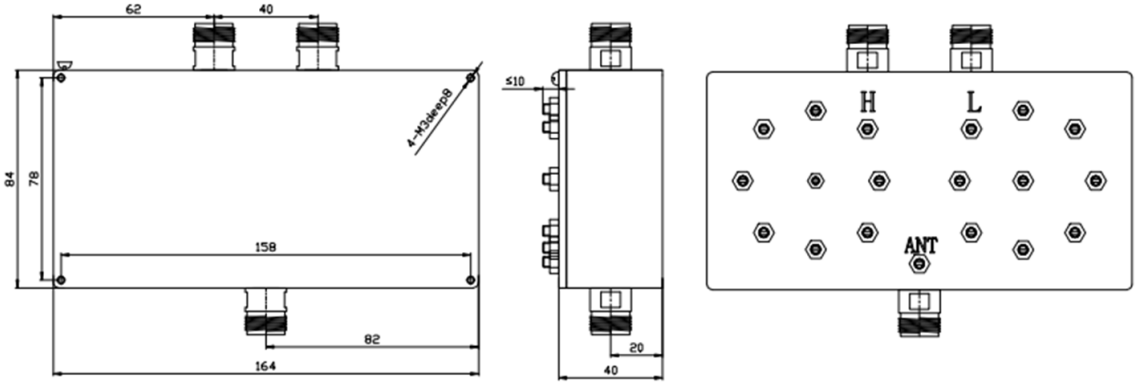

Test Curve

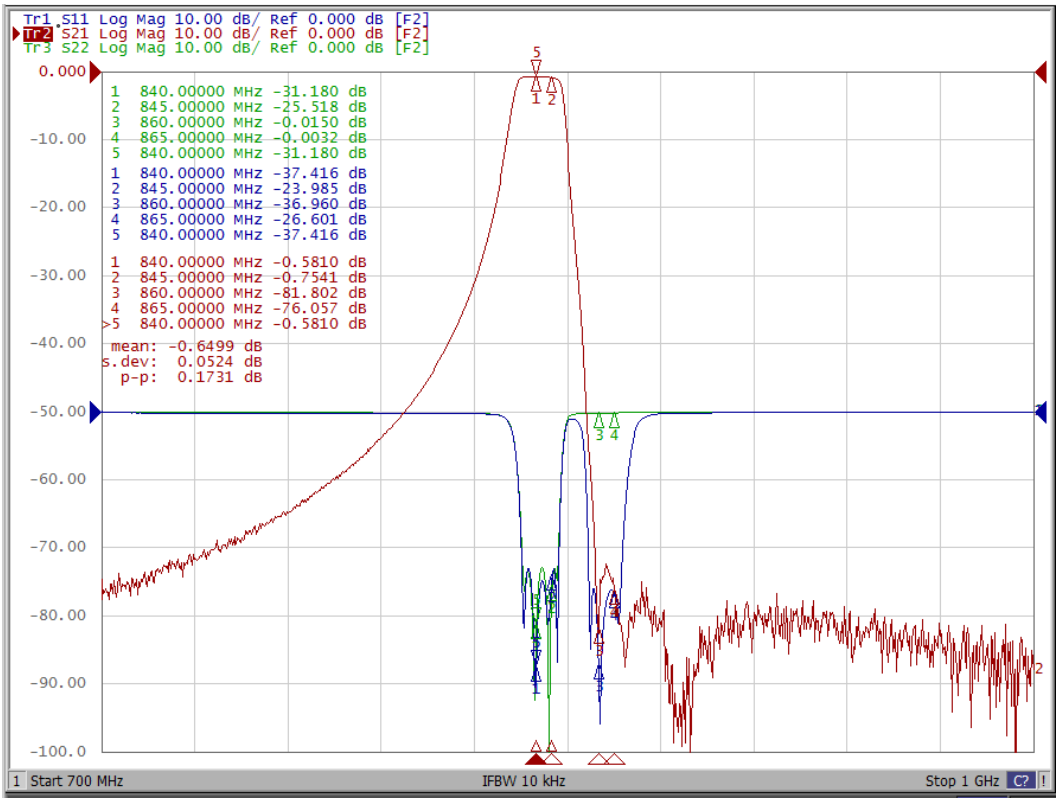
Tr1 S11 Log Mag 10.00 dB/ Ref 0.000 dB [F2]
Tr2 S21 Log Mag 10.00 dB/ Ref 0.000 dB [F2]
Tr3 S22 Log Mag 10.00 dB/ Ref 0.000 dB [F2]
1 840.00000 MHz -31.180 dB
2 845.00000 MHz -25.518 dB
3 860.00000 MHz -0.0150 dB
4 865.00000 MHz -0.0032 dB
5 840.00000 MHz -31.180 dB
1 840.00000 MHz -37.416 dB
2 845.00000 MHz -23.985 dB
3 860.00000 MHz -36.960 dB
4 865.00000 MHz -26.601 dB
5 840.00000 MHz -37.416 dB
1 840.00000 MHz -0.5810 dB
2 845.00000 MHz -0.7541 dB
3 860.00000 MHz -81.802 dB
4 865.00000 MHz -76.057 dB
>5 840.00000 MHz -0.5810 dB
mean: -0.6499 dB
s.dev: 0.0524 dB
p-p: 0.1731 dB
0.000
-10.00
-20.00
-30.00
-40.00
-50.00
-60.00
-70.00
-80.00
-90.00
-100.0
1 Start 700 MHz
IFBW 10 kHz
Stop 1 GHz

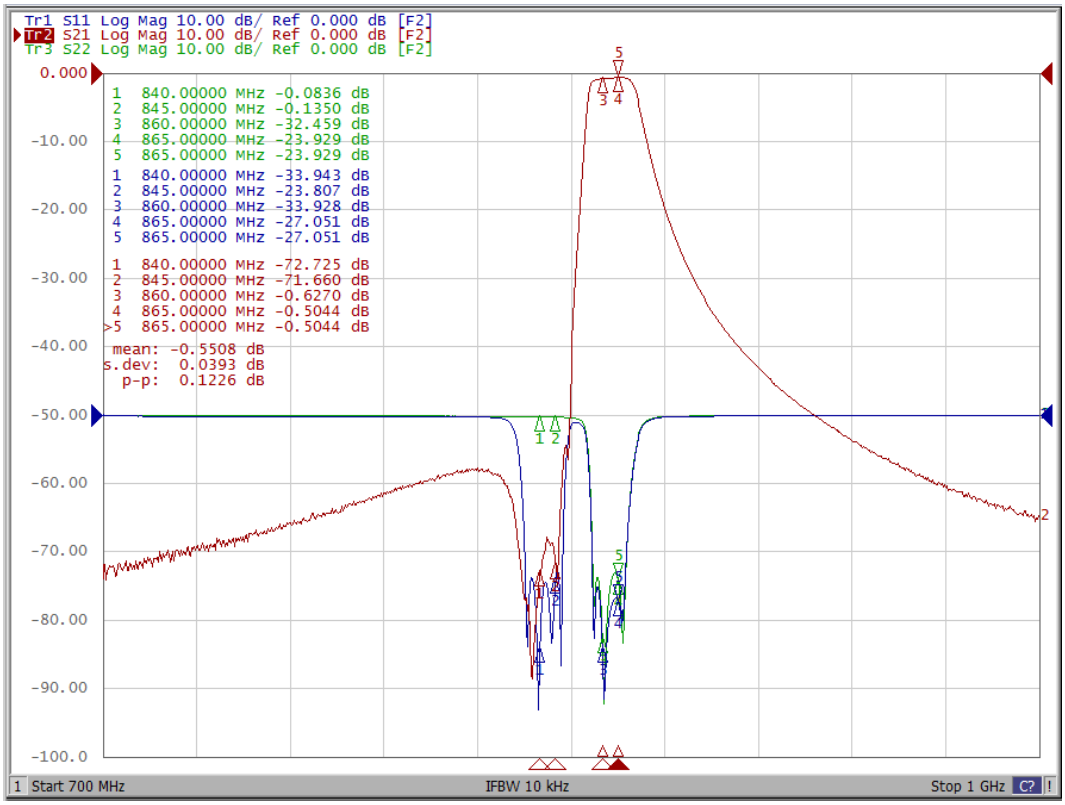
Tr1 S11 Log Mag 10.00 dB/ Ref 0.000 dB [F2]
Tr2 S21 Log Mag 10.00 dB/ Ref 0.000 dB [F2]
Tr3 S22 Log Mag 10.00 dB/ Ref 0.000 dB [F2]
1 840.00000 MHz -0.0836 dB
2 845.00000 MHz -0.1350 dB
3 860.00000 MHz -32.459 dB
4 865.00000 MHz -23.929 dB
5 865.00000 MHz -23.929 dB
1 840.00000 MHz -33.943 dB
2 845.00000 MHz -23.807 dB
3 860.00000 MHz -33.928 dB
4 865.00000 MHz -27.051 dB
5 865.00000 MHz -27.051 dB
1 840.00000 MHz -72.725 dB
2 845.00000 MHz -71.660 dB
3 860.00000 MHz -0.6270 dB
4 865.00000 MHz -0.5044 dB
>5 865.00000 MHz -0.5044 dB
mean: -0.5508 dB
s.dev: 0.0393 dB
p-p: 0.1226 dB
0.000
-10.00
-20.00
-30.00
-40.00
-50.00
-60.00
-70.00
-80.00
-90.00
-100.0
1 Start 700 MHz
IFBW 10 kHz
Stop 1 GHz