Part No. WFIL-D2400-8000F

I.S:40dB B1:2400-2500MHz B2:5000-8000MHz Diplexer/SMA



Features:

- Low VSWR
- Low Insertion Loss
- High Performance

Electrical Specification	
Description	Diplexer Filter
High Band	
Passband	5000-8000MHz
Insertion Loss	0.8dB max.
Return Loss	14dB min.
Passband Ripple	0.7dB max.
Low Band	
Passband	2400-2500MHz
Insertion Loss	0.8dB max.
Return Loss	14dB min.
Passband Ripple	0.7dB max.
Co-Channel Isolation	40dB min.
Impedance	50 Ohm
Power Handling	15W
Connector Type	SMA Female

Environmental Specification	
Operating Temperature	0~50℃

Outline

Unit:mm

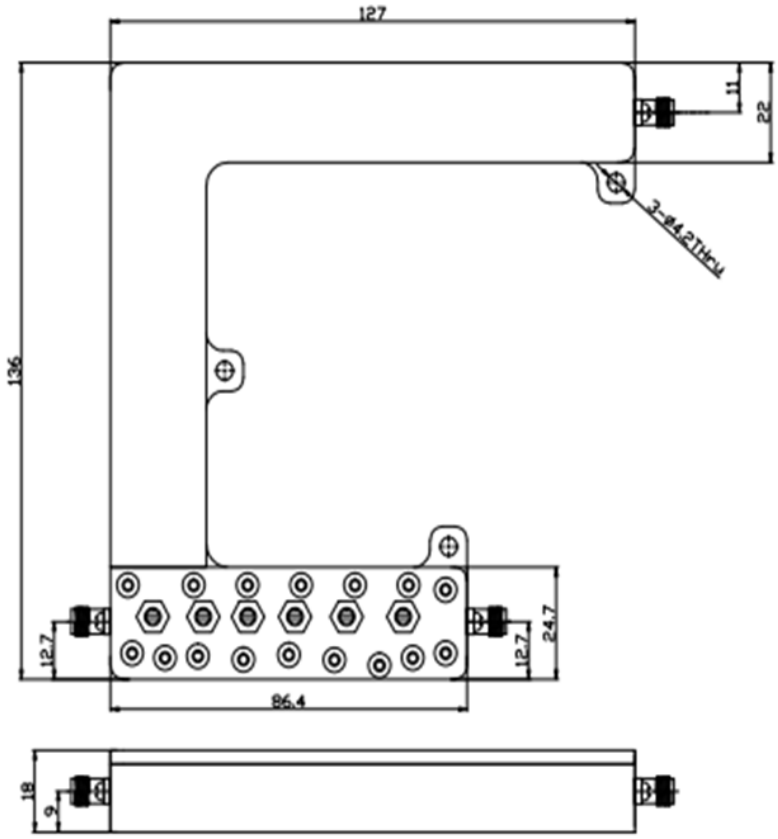

Test Curve

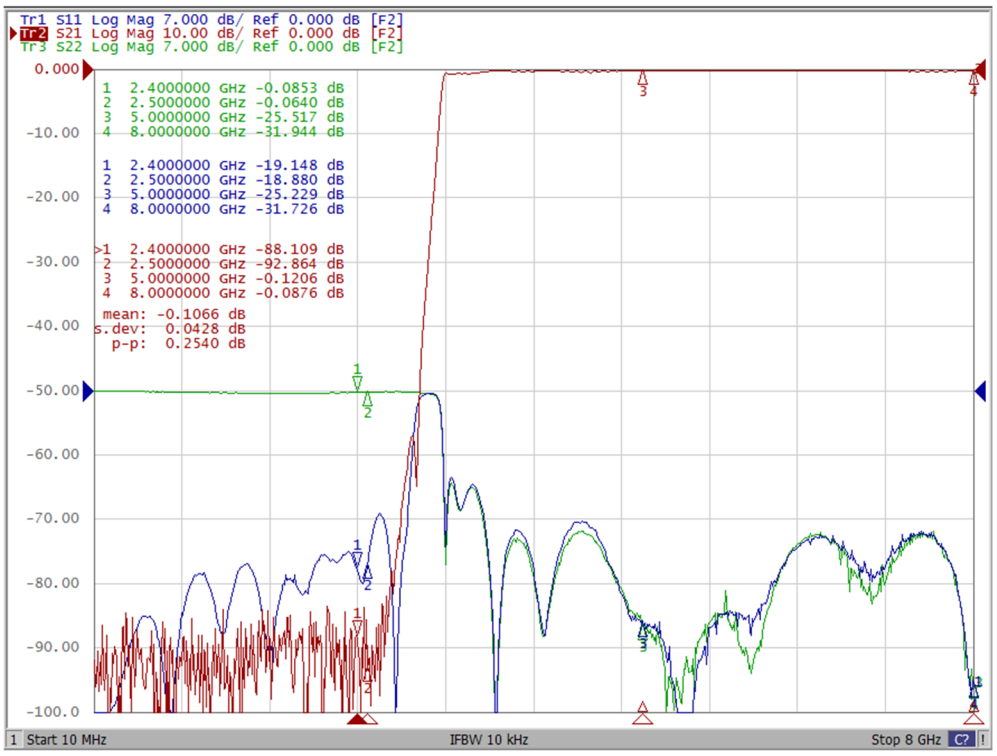
Tr1 S11 Log Mag 7.000 dB/ Ref 0.000 dB [F2]
Tr2 S21 Log Mag 10.00 dB/ Ref 0.000 dB [F2]
Tr3 S22 Log Mag 7.000 dB/ Ref 0.000 dB [F2]
1 2.4000000 GHz -0.0853 dB
2 2.5000000 GHz -0.0640 dB
3 5.0000000 GHz -25.517 dB
4 8.0000000 GHz -31.944 dB
1 2.4000000 GHz -19.148 dB
2 2.5000000 GHz -18.880 dB
3 5.0000000 GHz -25.229 dB
4 8.0000000 GHz -31.726 dB
>1 2.4000000 GHz -88.109 dB
2 2.5000000 GHz -92.864 dB
3 5.0000000 GHz -0.1206 dB
4 8.0000000 GHz -0.0876 dB
mean: -0.1066 dB
s.dev: 0.0428 dB
p-p: 0.2540 dB
0.000
-10.00
-20.00
-30.00
-40.00
-50.00
-60.00
-70.00
-80.00
-90.00
-100.0
1 Start 10 MHz
IFBW 10 kHz
Stop 8 GHz

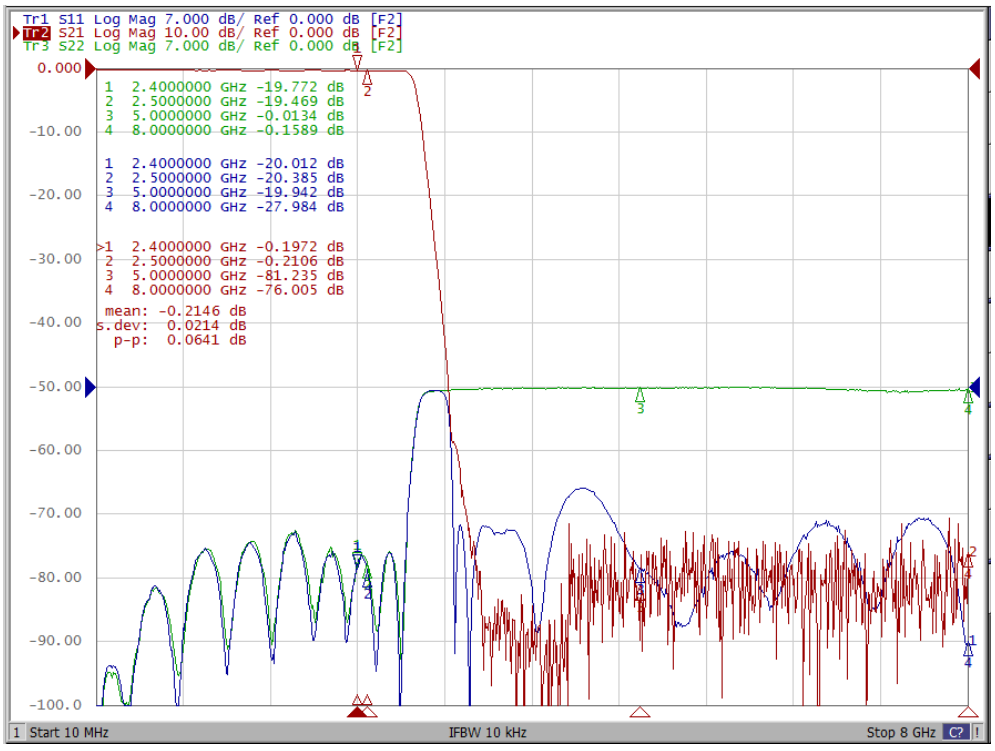
Tr1 S11 Log Mag 7.000 dB/ Ref 0.000 dB [F2]
Tr2 S21 Log Mag 10.00 dB/ Ref 0.000 dB [F2]
Tr3 S22 Log Mag 7.000 dB/ Ref 0.000 dB [F2]
1 2.4000000 GHz -19.772 dB
2 2.5000000 GHz -19.469 dB
3 5.0000000 GHz -0.0134 dB
4 8.0000000 GHz -0.1589 dB
1 2.4000000 GHz -20.012 dB
2 2.5000000 GHz -20.385 dB
3 5.0000000 GHz -19.942 dB
4 8.0000000 GHz -27.984 dB
>1 2.4000000 GHz -0.1972 dB
2 2.5000000 GHz -0.2106 dB
3 5.0000000 GHz -81.235 dB
4 8.0000000 GHz -76.005 dB
mean: -0.2146 dB
s.dev: 0.0214 dB
p-p: 0.0641 dB
0.000
-10.00
-20.00
-30.00
-40.00
-50.00
-60.00
-70.00
-80.00
-90.00
-100.0
1 Start 10 MHz
IFBW 10 kHz
Stop 8 GHz