Rev:I

00100A2H643XXX

Cable Assembly

9GHz IPEX-I (M)-SMA(F) for Φ1.37mm Cable Assembly

Features

- High Repeatability
- Low VSWR

Test Report

15cm:

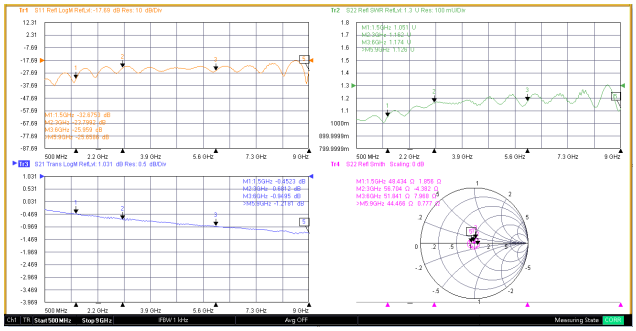

Electrical Specifications

Frequency	DC-9GHz
VSWR	1.3:1(Max.)DC-3GHz 1.5:1(Max.)@3-6GHz 1.9:1(Max.)@6-9GHz
Impedance	50Ohm
Connection 1	SMA Female
Connection 2	MHF Plug(20351-112R-37)
Mating Connector	20279/20441

Material

Part	Material	Plated
1.SMA Connector		
Body	Brass	Gold
Center Pin	Phosphor Bronze	Gold
Insulator	Teflon	
2.Heat Shrink Tube		Yellow
3.Cable		
Φ1.37mm Mini Coaxial Cable		Black/Gray/White
4.I-PEX Connector		
GND Contact	Phosphor Bronze	All over Ni 1.00μm Min. Contact part Au 0.05μm Min.
Housing	PBT	UL94V-0,White
Contact	Phosphor Bronze	All over Ni 1.00μm Min. Contact part Au 0.10μm Min.

Mechanical

Durability	SMA:500 Cycles

Outling Drawing (Unit:mm)

DIMENSIONS	TOLERANCES
0.5~10mm	±0.2
11~100mm	±5.0
101~500mm	±10.0
501~1000mm	±15.0
1001~2000mm	±20.0
2000~5000mm	±50.0

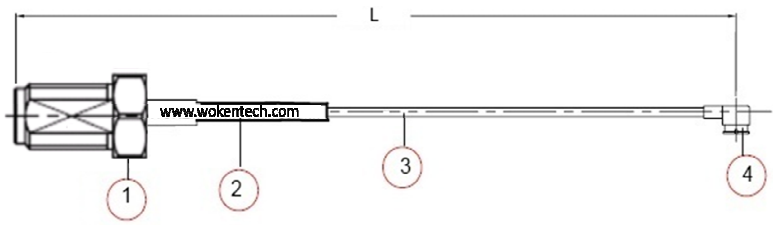

L:NC

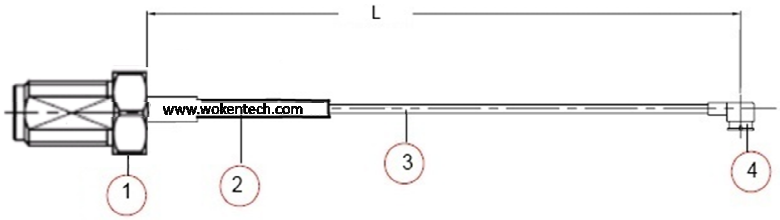

All Specification Changed Without Notification.

φ 1.37mm Mini Coaxial Cable Physical Characteristics

Center Conductor	Construction Size	7/0.102mm
	Standard Diameter	0.306± 0.02mm Silver Coated Copper
Insulation	Diameter	0.9±0.03mm FEP
Braid Shield	Construction	16/5/0.050 mm
	Coverage	90±5%
	Diameter	1.13±0.05mm Tinned Coated Copper
Jacket	Overall Diameter	1.37±0.05mm FEP(Black/Gray/White)
Min. Bending Radius		5mm

φ 1.37mm Mini Coaxial Cable Electrical Characteristics

Impedance	50 ± 2ohms	
Operating Temperature	-55~+125℃	
Capacitance	96±4pF/m	
Operating Frequency	10GHz	
Velocity of propagation	70±2%	
VSWR	1.3@0-6GHz,1.4:1@6-8GHz,1.5:1@8-10GHz	
Maximum Attenuation(dB/M) @	1GHz	1.7
	2GHz	2.5
	3GHz	3.0
	4GHz	3.5
	5GHz	4.0
	6GHz	4.5
	7GHz	5.0
	8GHz	5.4
	9GHz	5.8
	10GHz	6.3

整條 Assembly 之 Loss 為以下 3 項數值之加總

1. 接頭 Loss：0.06 x √頻率 （2 端都有接頭則需將此數值 x2)(I-PEX ,Murata Connector 不適用此公式)
2. 組裝 Loss：0.12 （2 端都有組裝則需將此數值 x2)
3. 線材 Loss：依上述 Maximum Attenuation 換算需求長度之 Loss